

COMPANION

with CWIS™

vs.

'Tankless'



The Companion™ is a complete, factory assembled system that combines a fully insulated storage tank with CWIS™ and a high efficiency, condensing heater in a unique, space saving design.

- Up to 99.8% efficiency
- Inputs up to 630,000 BTU/hr
- Stainless Steel or Glass-Lined Storage Tank - less than 2°F heat loss overnight (*that's less than \$60 annually with gas at \$1 per therm!*)
- Storage from 80 - 160 gallons
- Patented Cold Water Injection System (CWIS)
 - Assures the maximum efficiency and consistently delivered water temperature
 - Other 96% 'high efficiency' water heaters provide less than 90% efficiency under the typical laundry operating conditions
- Combined storage & recovery for peak demand
- Low temp exhaust vent with PVC
- Condensate Neutralizer included
- 24/7 Service

Hamilton Engineering

Choose your savings...



50 GPM required to fill 10 washers at the same time - 4 tankless heaters will take more than 3 times as long to fill all 10 at the desired temperature!

UNRESTRICTED FILL TIME



TANKLESS FILL TIME



QUANTITY OF TANKLESS HEATERS INSTALLED*



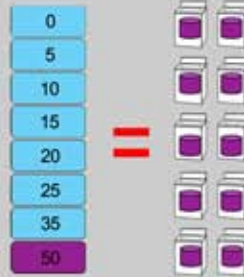
**Providing an 80°F temperature rise*

ALL 10 WASHERS ON A **HOT** SETTING

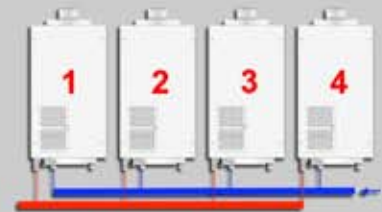


50 GPM required to fill 10 washers at the same time - 4 tankless heaters will fill them all with 66°F water.

WASHER FILL FLOW RATE (GPM)



QUANTITY OF TANKLESS HEATERS INSTALLED*



**Providing an 80°F temperature rise*

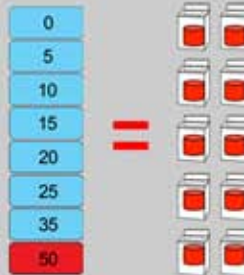
ALL 10 WASHERS ON A **WARM** SETTING



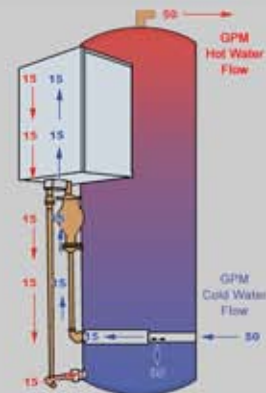
ENDLESS, UNRESTRICTED HOT WATER!

One EVO Companion™ HWD 199-119 CWIS can supply unlimited hot water for up to 27 top load or 20lb. high efficiency, front load washers!

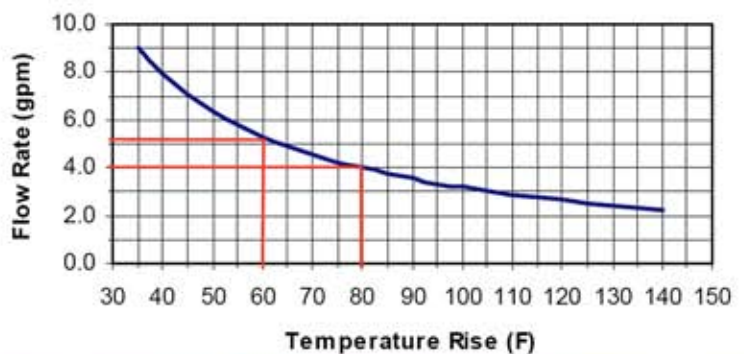
WASHER HOT OR WARM FILL FLOW RATE (GPM)



**When properly sized for the store*



199,999 BTU TANKLESS WATER HEATER PERFORMANCE DATA



sales@hamiltonengineering.com